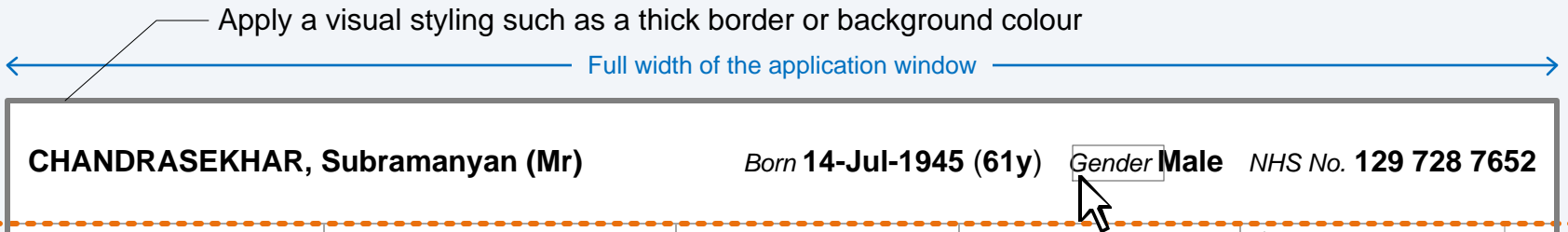


Patient Banner Format Crib Sheet


Zone 1

Information that facilitates patient identification



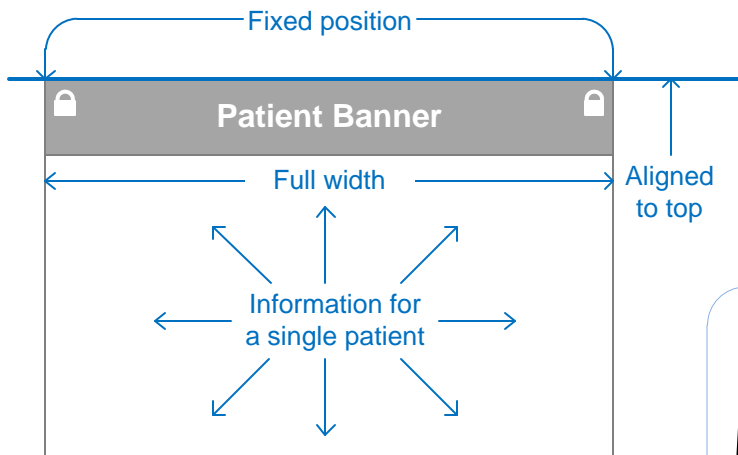
Zone 2 (optional)

Supplementary information that either supports patient identification or assists patient care



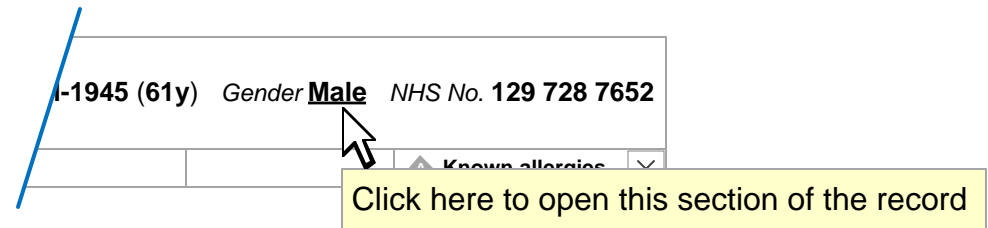
Tooltip
Provide a tooltip stating that Zone 2 can be expanded

For each label in Zone 1, provide a definition and a means to access the definition. For example, by displaying a tooltip



Maintain Visibility

Do not obscure the patient banner with other elements of the screen



Provide a means to access the record for all data items in Zone 1



Role-based Access Control

Adhere to role-based access control. For example, do not display clinical information such as allergy propensities, to non-clinical users

Phone and email **Not Known**

If a data item is now known or is otherwise unavailable, use a blank string or self explanatory text immediately after the label